



karmetal
SAWlutions

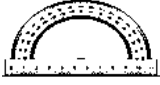


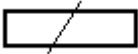


KDG 460x700 DM
DOUBLE COLUMN SEMI
AUTO MITRE BAND SAW MACHINE

*Photo may feature machine with optional accessories

KDG 460x700 DM DOUBLE COLUMN SEMI AUTO MITER BAND SAW MACHINE

CUTTING CAPACITY

	0°	30°	45°	60°	-30°	-45°
	460 mm	460 mm	460 mm	300 mm	460 mm	460 mm
	460 mm	460 mm	460 mm	300 mm	460 mm	460 mm
	460 x 800 mm	460 x 650 mm	460 x 500 mm	460 x 300 mm	460 x 650 mm	460 x 500 mm

TECHNICAL SPECIFICATIONS

Main Motor	: 5,5 kW
Gearbox	: PKD 3390 High Efficiency
Hydraulic Motor	: 1,5 kW
Hydraulic Tank Capacity	: 25 Liters
Coolant Motor	: 0,2 kW
Coolant Tank Capacity	: 30 liters
Conveyor Motor	: 0,12 kW
Swarf Brush Motor	: 0,12 kW
Blade Speed	: 25-90 m/min
Blade Dimensions	: 6000 x 41 x 1,3 mm
Machine Weight	: 2000 kg
Machine Dimensions	: 1500 x 3000 x 2000mm
Table Height	: 785mm

STANDARD ACCESSORIES

Frequency Inverter

Easy variable adjustable band speed visible at the screen



Easy Use Control Panel

Buttons directly to use for each functionality

Buttons at keyboard folio

Emergency stop button



Digital Screen

It Shows All Alarms and Directives



Sensible Cutting Feed Adjustment

Provides to adjust bow down speed.



Sensible Cutting Feed Pressure Adjustment

Provides to adjust bow down pressure.



Full Stroke Hydraulic Clamping Vise

Pressure, clamping period and clamping time can be adjusted.



Adjustable Clamping Pressure of Vise

Controlled visibly by manometer



***Special Designed Vise Jaw for
Clamping Materials at Various Degree Position***



Hydraulic Blade Tensioning

Automatic controlling of bands tensioning



Motorized Swarf Conveyor

Spiral conveying system easy to clean and electronical time controlled



Adjustable Down and Top Limit Switch

Material heightadjustment to save time on frame feeding.



Down Motion With Roller Type Linear Guide

Roller type liner guides for easy movement of frame, long life design



Guide Arm Motion With Linear Guide

Roller type linear guides for simple guide arm positioning
,long life design



Simple Adjustable Guide Arm




Band Guides

Large with carbide insert

Triple bearings on both side and Carbide Plate

To cover all band width



Wheels Strong Construction With Large Bearings



Special Construction For Tensioning Wheel




Laser Line

To make cutting line visible before cutting



Special Table Constraction

Inserted rollers to make easy move of material.



Manometer



Wheel Turn Control By Proximity Switch



Miter Position Holder by Hydraulic Brake

Clamp and unclamp by using button

Miter positining manual, motorized as option



Door Opener By Gas Spring



Transportation Support By Lifting Eye



Workplace Lightning by LED



Coolant Oil Level Indicator




Hydraulic Oil Level Indicator



Easy to Read The Miter Cut Degree Indicator

Digital at screen as option



Limited Moveable Control Panel Box



Transport Hooks




Levelling Foot Leg



Rotating Table



Custom-made jaw



Bevel Helical Gearbox



Cover Swith



Tension Switch



Electric Cabinet Switch



2 pcs 2 mt Roller Table

Special construction infeed and output roller table each 2 meter special designed with respect to miter cutting -45° up to $+60^{\circ}$



Automatic Stop when;

- The covers are open
- Blade tension is low or broken
- Blade is blocked
- Additional alarms by giving codes

OPTIONAL ACCESSORIES

Hydraulic Top Clamping Vise

Holds the workpiece vertically with hydraulic power during cutting operation and provides bundle cutting. Simply to switch on/off by using the valve.



Electrical Motorised Swarf Brush



Micro Mist Coolant System

By choosing this option the button for selecting coolant makes automatically change from water to micro mist



Digital Miter Angle Indicator

Display visibility for each degree



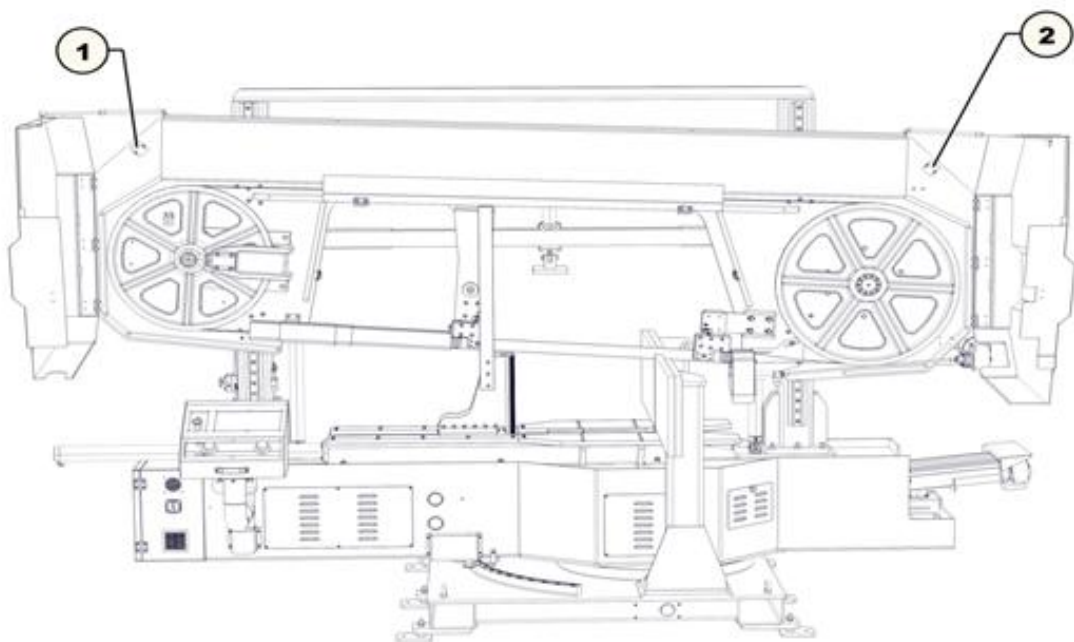
recomended to use bu motorized
miter adjustment .(KDG-Z)

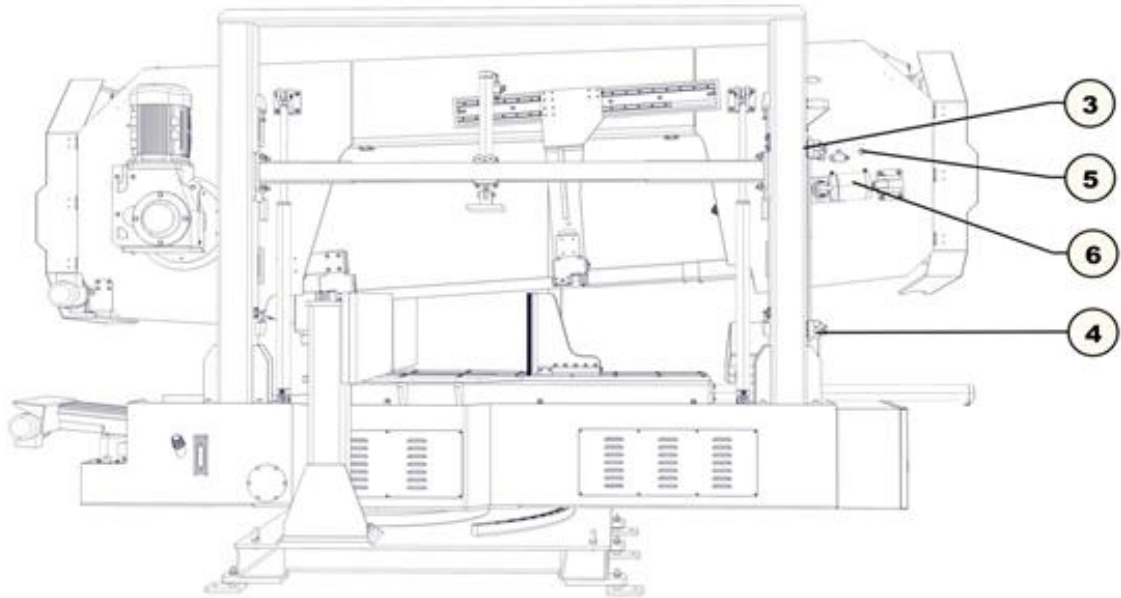
Motorized Feed Table

Depending lenght special inquary needed



SAFETY EQUIPMENTS





1-2	Lid Safety Switch
3	Top Limit Switch
4	Down Limit Switch
5	Proximity Switch
6	Break Off Switch
7	Electricity Panel Cover Switch

TERMS

Delivery (After Receipt of written PO) :


Type of Delivery : **Exwork**

WARRANTY CONDITIONS

The machine is under the warranty of KARMETAL LTD. ŞTİ. For a period of 2 years for mechanical parts, 1 year for electric and electronic parts from the date of purchase. This warranty is subject to all of the terms and conditions listed below:

1. This warranty is valid only if the **Warranty Registration Form** is filled in and returned to the manufacturer or its authorized dealer within **two months after the** date of purchase.
2. The obligation of the manufacturer under this warranty shall be limited to repairing or replacing components which proves defective and which our examination shall disclose to our satisfaction to be defective.
3. Defects due to improper operation, misuse, neglect, alteration, irregular voltage conditions, inadequate wiring, improper installation (**all electrical and electronic components, all electrical motors etc.**) and due to accidents or any damage caused by transportation, flood, fire, natural disasters, theft are not included in this warranty and are strictly the responsibility of the purchaser.
4. Any part returned to KARMETAL or its authorized dealer under the terms of this warranty shall be on the basis of transportation charges prepaid by the customer and must be accompanied by a record of the machine model code and serial number.

5. This warranty does not apply to the following components; band saw blade, blade pressure pads or brackets and blade guide bearings **because of being consumables**.
6. Manufacturer and authorized dealer cannot be blamed within maximum repair period for the material or moral damage. Apart from that act the period as Warranty Conditions and there will not be done any retroactive requirement.



KARMETAL SANAYI ve TICARET LIMITED SIRKETI

Hanlı Merkez Mah. Hatip Sok. No:32

Arifiye/Sakarya/TURKEY

Phone: +90 264 276 59 16

Fax: +90 264 276 59 19

www.karmetal.com.tr sales@karmetal.com.tr

Machine videos are available on:

