CDB6a

Standard: IEC 60898-1 IEC 60947-2
Trip Curve: B, C and D curves
Breaking Capacity: 3000A

Function

CDB6a miniature circuit breakers combine the following functions:

- Protection of circuits against overload currents
- Protection of circuits against short-circuit currents
- Control
- Isolation

Description

Technical data

- Rated current: 1, 3, 6, 10, 16, 20, 25, 32, 40, 50, 63 A
- Rated voltage: 230/400V AC
- Breaking capacity

Rate current	Breaking capacity Icn (A)	Type	Poles	Voltage (V)
1-63A	3000	B	1P	230/400
			2P, 3P, 4P	400
		C	1P	230/400
			2P, 3P, 4P	400
		D	1P	230/400
			2P, 3P, 4P	400

- Tropicalization: treatment 2
- Protection degree: 2
- Connection:
- up to 25mm^2 cables
- Tripping curves:
- B curve: the magnetic release operates between 3 and 5 In
- C curve: the magnetic release operates between 5 and 10 In
- D curve: the magnetic release operates between 10 and 14 In
- 35 mm standard DIN rail mounting

Standard and certification

- IEC 60898-1 IEC 60947-2
- KEMA, CB

Overall dimensions

Unit:mm

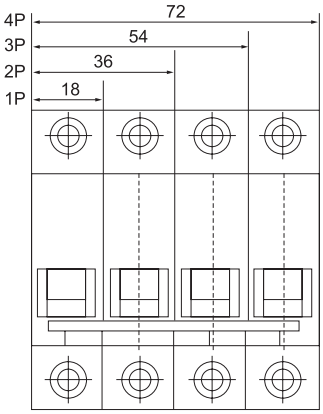

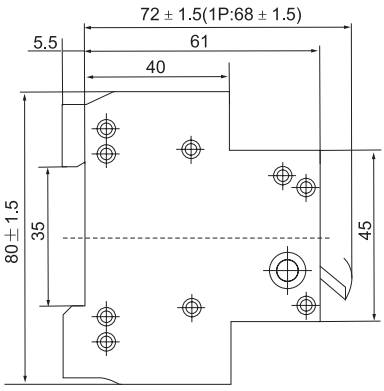

CDB6a

Standard: IEC 60898-1 IEC 60947-2
Trip Curve: B, C and D curves
Breaking Capacity: 3000A

Type	Rating (A)	Width (inmod.of9mm)	Reference B curve	C curve	D curve
1P	1	2	CDB6a1B1	CDB6a1C1	CDB6a1D1
	3	2	CDB6a1B3	CDB6a1C3	CDB6a1D3
1	6	2	CDB6a1B6	CDB6a1C6	CDB6a1D6
	10	2	CDB6a1B10	CDB6a1C10	CDB6a1D10
	16	2	CDB6a1B16	CDB6a1C16	CDB6a1D16
2	20	2	CDB6a1B20	CDB6a1C20	CDB6a1D20
	25	2	CDB6a1B25	CDB6a1C25	CDB6a1D25
	32	2	CDB6a1B32	CDB6a1C32	CDB6a1D32
	40	2	CDB6a1B40	CDB6a1C40	CDB6a1D40
	50	2	CDB6a1B50	CDB6a1C50	CDB6a1D50
	63	2	CDB6a1B63	CDB6a1C63	CDB6a1D63
2P	1	4	CDB6a2B1	CDB6a2C1	CDB6a2D1
	3	4	CDB6a2B3	CDB6a2C3	CDB6a2D3
	6	4	CDB6a2B6	CDB6a2C6	CDB6a2D6
1 3	10	4	CDB6a2B10	CDB6a2C10	CDB6a2D10
	16	4	CDB6a2B16	CDB6a2C16	CDB6a2D16
2 4	20	4	CDB6a2B20	CDB6a2C20	CDB6a2D20
	25	4	CDB6a2B25	CDB6a2C25	CDB6a2D25
	32	4	CDB6a2B32	CDB6a2C32	CDB6a2D32
	40	4	CDB6a2B40	CDB6a2C40	CDB6a2D40
	50	4	CDB6a2B50	CDB6a2C50	CDB6a2D50
	63	4	CDB6a2B63	CDB6a2C63	CDB6a2D63
3P	1	6	CDB6a3B1	CDB6a3C1	CDB6a3D1
	3	6	CDB6a3B3	CDB6a3C3	CDB6a3D3
1 3 5	6	6	CDB6a3B6	CDB6a3C6	CDB6a3D6
	10	6	CDB6a3B10	CDB6a3C10	CDB6a3D10
	16	6	CDB6a3B16	CDB6a3C16	CDB6a3D16
2 4 6	20	6	CDB6a3B20	CDB6a3C20	CDB6a3D20
	25	6	CDB6a3B25	CDB6a3C25	CDB6a3D25
	32	6	CDB6a3B32	CDB6a3C32	CDB6a3D32
	40	6	CDB6a3B40	CDB6a3C40	CDB6a3D40
	50	6	CDB6a3B50	CDB6a3C50	CDB6a3D50
	63	6	CDB6a3B63	CDB6a3C63	CDB6a3D63
4P	1	8	CDB6a4B1	CDB6a4C1	CDB6a4D1
	3	8	CDB6a4B3	CDB6a4C3	CDB6a4D3
1 3 5 7	6	8	CDB6a4B6	CDB6a4C6	CDB6a4D6
	10	8	CDB6a4B10	CDB6a4C10	CDB6a4D10
	16	8	CDB6a4B16	CDB6a4C16	CDB6a4D16
2 4 6 8	20	8	CDB6a4B20	CDB6a4C20	CDB6a4D20
	25	8	CDB6a4B25	CDB6a4C25	CDB6a4D25
	32	8	CDB6a4B32	CDB6a4C32	CDB6a4D32
	40	8	CDB6a4B40	CDB6a4C40	CDB6a4D40
	50	8	CDB6a4B50	CDB6a4C50	CDB6a4D50
	63	8	CDB6a4B63	CDB6a4C63	CDB6a4D63

Tripping Curve

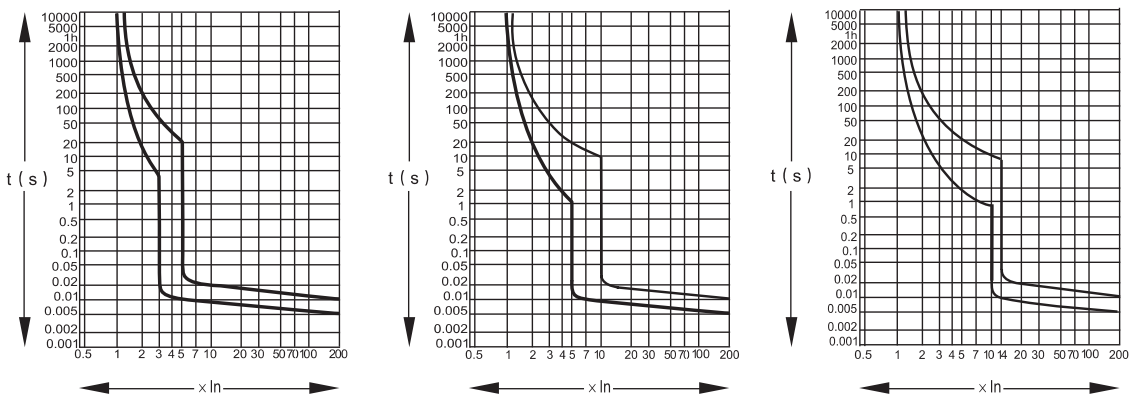

CDB6L

Standard: IEC 60947-2 IEC 60898-1
Trip Curve: B, C and D curves
Breaking Capacity: 4500A

Function

CDB6L miniature circuit breakers combine the following functions:

- Protection of circuits against overload currents
- Protection of circuits against short-circuit currents
- Control
- Isolation

Description

Technical data

- Rated current: 1, 3, 6, 10, 16, 20, 25, 32, 40, 50, 63 A
- Rated voltage: 230/400V AC
- Breaking capacity:

Rate current	Breaking capacity Icn (A)	Type	Poles	Voltage (V)
1-63A	4500	B	1P	230/400
			2P, 3P, 4P	400
		C	1P	230/400
			2P, 3P, 4P	400
		D	1P	230/400
			2P, 3P, 4P	400

- Tropicalization: treatment 2
- Protection degree: 2
- Connection:
- up to 25mm^2 cables
- Tripping curves:
- B curve: the magnetic release operates between 3 and 5 In
- C curve: the magnetic release operates between 5 and 10 In
- D curve: the magnetic release operates between 10 and 14 In
- 35 mm standard DIN rail mounting

Standard and certification

- IEC 60947-2 IEC 60898-1
- KEMA, CB

Overall dimensions

Unit:mm

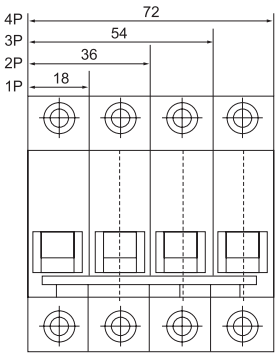

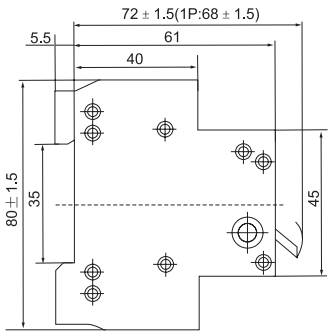

CDB6L

Standard: IEC 60947-2 IEC 60898-1
Trip Curve: B, C and D curves
Breaking Capacity: 4500A

Type	Rating (A)	Width (in mod.of 9mm)	Reference		
			B curve	C curve	D curve
1P	1	2	CDB6L1B1	CDB6L1C1	CDB6L1D1
	3	2	CDB6L1B3	CDB6L1C3	CDB6L1D3
1	6	2	CDB6L1B6	CDB6L1C6	CDB6L1D6
	10	2	CDB6L1B10	CDB6L1C10	CDB6L1D10
	16	2	CDB6L1B16	CDB6L1C16	CDB6L1D16
2	20	2	CDB6L1B20	CDB6L1C20	CDB6L1D20
	25	2	CDB6L1B25	CDB6L1C25	CDB6L1D25
	32	2	CDB6L1B32	CDB6L1C32	CDB6L1D32
	40	2	CDB6L1B40	CDB6L1C40	CDB6L1D40
	50	2	CDB6L1B50	CDB6L1C50	CDB6L1D50
	63	2	CDB6L1B63	CDB6L1C63	CDB6L1D63
2P	1	4	CDB6L2B1	CDB6L2C1	CDB6L2D1
	3	4	CDB6L2B3	CDB6L2C3	CDB6L2D3
	6	4	CDB6L2B6	CDB6L2C6	CDB6L2D6
1 3	10	4	CDB6L2B10	CDB6L2C10	CDB6L2D10
	16	4	CDB6L2B16	CDB6L2C16	CDB6L2D16
2 4	20	4	CDB6L2B20	CDB6L2C20	CDB6L2D20
	25	4	CDB6L2B25	CDB6L2C25	CDB6L2D25
	32	4	CDB6L2B32	CDB6L2C32	CDB6L2D32
	40	4	CDB6L2B40	CDB6L2C40	CDB6L2D40
	50	4	CDB6L2B50	CDB6L2C50	CDB6L2D50
	63	4	CDB6L2B63	CDB6L2C63	CDB6L2D63
3P	1	6	CDB6L3B1	CDB6L3C1	CDB6L3D1
	3	6	CDB6L3B3	CDB6L3C3	CDB6L3D3
1 3 5	6	6	CDB6L3B6	CDB6L3C6	CDB6L3D6
	10	6	CDB6L3B10	CDB6L3C10	CDB6L3D10
	16	6	CDB6L3B16	CDB6L3C16	CDB6L3D16
2 4 6	20	6	CDB6L3B20	CDB6L3C20	CDB6L3D20
	25	6	CDB6L3B25	CDB6L3C25	CDB6L3D25
	32	6	CDB6L3B32	CDB6L3C32	CDB6L3D32
	40	6	CDB6L3B40	CDB6L3C40	CDB6L3D40
	50	6	CDB6L3B50	CDB6L3C50	CDB6L3D50
	63	6	CDB6L3B63	CDB6L3C63	CDB6L3D63
4P	1	8	CDB6L4B1	CDB6L4C1	CDB6L4D1
	3	8	CDB6L4B3	CDB6L4C3	CDB6L4D3
1 3 5 7	6	8	CDB6L4B6	CDB6L4C6	CDB6L4D6
	10	8	CDB6L4B10	CDB6L4C10	CDB6L4D10
	16	8	CDB6L4B16	CDB6L4C16	CDB6L4D16
2 4 6 8	20	8	CDB6L4B20	CDB6L4C20	CDB6L4D20
	25	8	CDB6L4B25	CDB6L4C25	CDB6L4D25
	32	8	CDB6L4B32	CDB6L4C32	CDB6L4D32
	40	8	CDB6L4B40	CDB6L4C40	CDB6L4D40
	50	8	CDB6L4B50	CDB6L4C50	CDB6L4D50
	63	8	CDB6L4B63	CDB6L4C63	CDB6L4D63

Tripping Curve

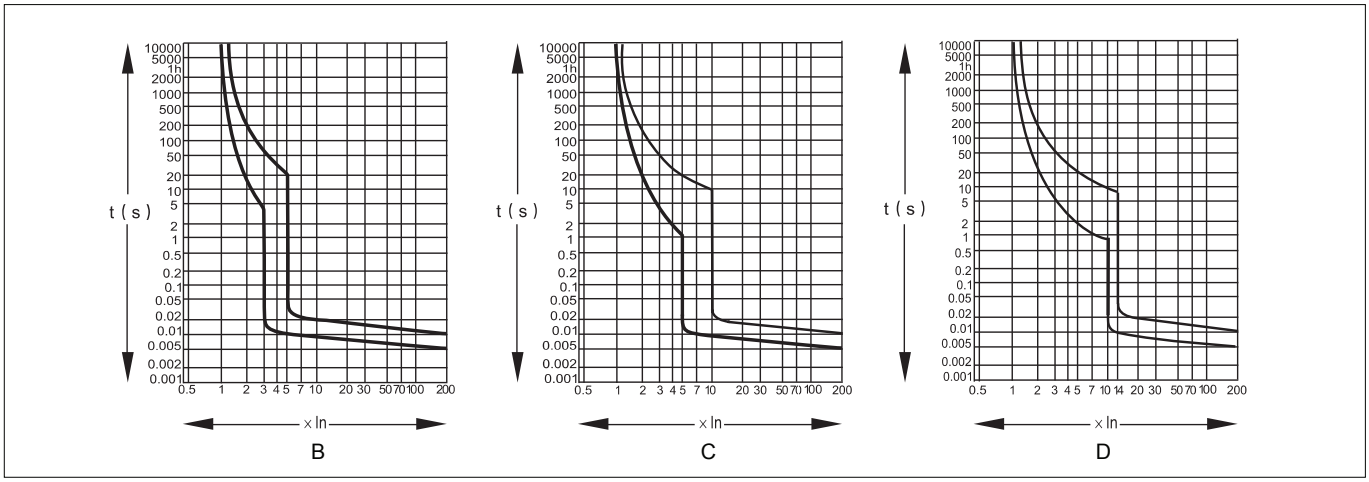

CDB6N

Standard: IEC 60947-2 IEC 60898-1
Trip Curve: B, C and D curves
Breaking Capacity: 6000A

Function

CDB6N miniature circuit breakers combine the following functions:

- Protection of circuits against overload currents
- Protection of circuits against short-circuit currents
- Control
- Isolation

Description

Technical data

- Rated current: 1, 3, 6, 10, 16, 20, 25, 32, 40, 50, 63 A
- Rated voltage: 230/400V AC
- Breaking capacity:

Type	Poles	Rate current	Breaking capacity Icn (A)	Voltage (V)
B	1P	1-40A	6000	230/400
		50A, 63A	4500	230/400
	2P, 3P, 4P	1-40A	6000	400
		50A, 63A	4500	400
C	1P	1-40A	6000	230/400
		50A, 63A	4500	230/400
	2P, 3P, 4P	1-40A	6000	400
		50A, 63A	4500	400
D	1P	1-40A	6000	230/400
		50A, 63A	4500	230/400
	2P, 3P, 4P	1-40A	6000	400
		50A, 63A	4500	400

- Tropicalization: treatment 2
- Protection degree: 2
- Connection:
- up to 25mm^2 cables
- Tripping curves:
- B curve: the magnetic release operates between 3 and 5 In
- C curve: the magnetic release operates between 5 and 10 In
- D curve: the magnetic release operates between 10 and 14 In
- 35 mm standard DIN rail mounting

Standard and certification

- IEC 60947-2 IEC 60898-1
- KEMA, CB

Overall dimensions

Unit:mm

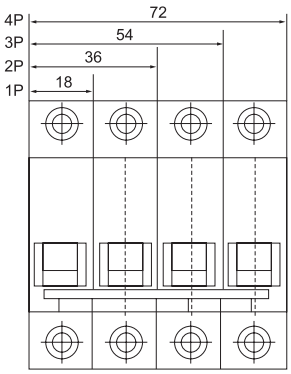

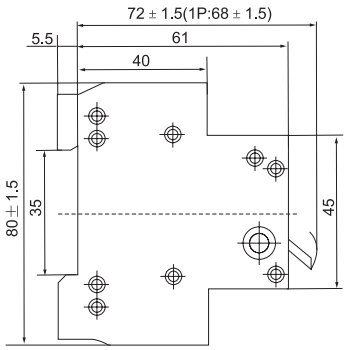

CDB6N

Standard: IEC 60947-2 IEC 60898-1
Trip Curve: B, C and D curves
Breaking Capacity: 6000A

Type	Rating (A)	Width (in mod.of 9mm)	Reference B curve	C curve	D curve
1P	1	2	CDB6N1B1	CDB6N1C1	CDB6N1D1
	3	2	CDB6N1B3	CDB6N1C3	CDB6N1D3
1	6	2	CDB6N1B6	CDB6N1C6	CDB6N1D6
	10	2	CDB6N1B10	CDB6N1C10	CDB6N1D10
	16	2	CDB6N1B16	CDB6N1C16	CDB6N1D16
2	20	2	CDB6N1B20	CDB6N1C20	CDB6N1D20
	25	2	CDB6N1B25	CDB6N1C25	CDB6N1D25
	32	2	CDB6N1B32	CDB6N1C32	CDB6N1D32
	40	2	CDB6N1B40	CDB6N1C40	CDB6N1D40
	50*	2	CDB6N1B50	CDB6N1C50	CDB6N1D50
	63*	2	CDB6N1B63	CDB6N1C63	CDB6N1D63
2P	1	4	CDB6N2B1	CDB6N2C1	CDB6N2D1
	3	4	CDB6N2B3	CDB6N2C3	CDB6N2D3
	6	4	CDB6N2B6	CDB6N2C6	CDB6N2D6
1 3	10	4	CDB6N2B10	CDB6N2C10	CDB6N2D10
	16	4	CDB6N2B16	CDB6N2C16	CDB6N2D16
2 4	20	4	CDB6N2B20	CDB6N2C20	CDB6N2D20
	25	4	CDB6N2B25	CDB6N2C25	CDB6N2D25
	32	4	CDB6N2B32	CDB6N2C32	CDB6N2D32
	40	4	CDB6N2B40	CDB6N2C40	CDB6N2D40
	50*	4	CDB6N2B50	CDB6N2C50	CDB6N2D50
	63*	4	CDB6N2B63	CDB6N2C63	CDB6N2D63
3P	1	6	CDB6N3B1	CDB6N3C1	CDB6N3D1
	3	6	CDB6N3B3	CDB6N3C3	CDB6N3D3
1 3 5	6	6	CDB6N3B6	CDB6N3C6	CDB6N3D6
	10	6	CDB6N3B10	CDB6N3C10	CDB6N3D10
	16	6	CDB6N3B16	CDB6N3C16	CDB6N3D16
2 4 6	20	6	CDB6N3B20	CDB6N3C20	CDB6N3D20
	25	6	CDB6N3B25	CDB6N3C25	CDB6N3D25
	32	6	CDB6N3B32	CDB6N3C32	CDB6N3D32
	40	6	CDB6N3B40	CDB6N3C40	CDB6N3D40
	50*	6	CDB6N3B50	CDB6N3C50	CDB6N3D50
	63*	6	CDB6N3B63	CDB6N3C63	CDB6N3D63
4P	1	8	CDB6N4B1	CDB6N4C1	CDB6N4D1
	3	8	CDB6N4B3	CDB6N4C3	CDB6N4D3
1 3 5 7	6	8	CDB6N4B6	CDB6N4C6	CDB6N4D6
	10	8	CDB6N4B10	CDB6N4C10	CDB6N4D10
	16	8	CDB6N4B16	CDB6N4C16	CDB6N4D16
2 4 6 8	20	8	CDB6N4B20	CDB6N4C20	CDB6N4D20
	25	8	CDB6N4B25	CDB6N4C25	CDB6N4D25
	32	8	CDB6N4B32	CDB6N4C32	CDB6N4D32
	40	8	CDB6N4B40	CDB6N4C40	CDB6N4D40
	50*	8	CDB6N4B50	CDB6N4C50	CDB6N4D50
	63*	8	CDB6N4B63	CDB6N4C63	CDB6N4D63

Tripping Curve

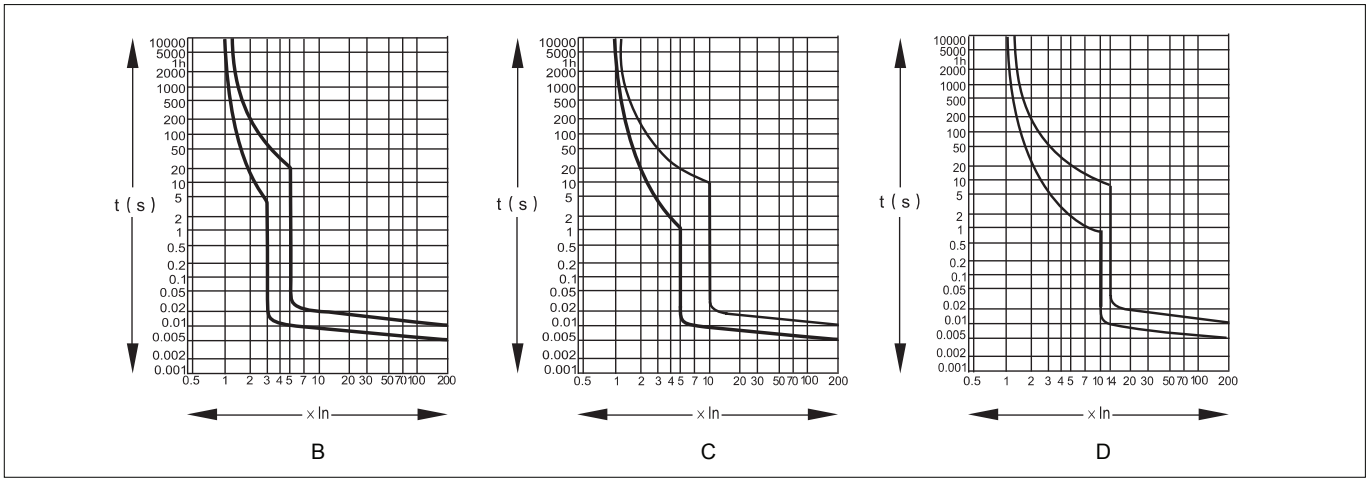

CDB6&CDB6LE Electrical Auxiliaries

Type	Voltage	Reference
OF	AC230	CDB6OF230AC
	AC400	CDB6OF400AC
	DC24	CDB6OF24DC
	DC48	CDB6OF48DC
	DC110	CDB6OF110DC
	DC220	CDB6OF220DC
SD	AC230	CDB6SD230AC
	AC400	CDB6SD400AC
	DC24	CDB6SD24DC
	DC48	CDB6SD48DC
	DC110	CDB6SD110DC
	DC220	CDB6SD220DC
MX+OF*	AC230	CDB6MX230AC
	DC24	CDB6MX24AC

Note:CDB6LE can't assemble MX+OF.

OF contact auxiliary

Rated operating Voltage V	AC230	AC400	DC24	DC48	DC110	DC220
Rated current A	6	3	6	2	1	0.4
Basic type	1NO+1NC					
Wiring diagram	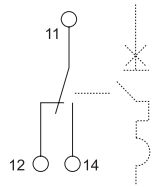					

SD fault-indicating switch

Rated operating Voltage V	AC230	AC400	DC24	DC48	DC110	DC220
Rated current A	6	3	6	2	1	0.4
Basic type	1NO+1NC					
Wiring diagram	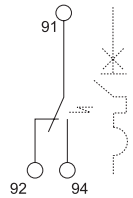					

MX+OF shunt trip release
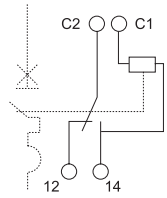
Control voltage V	AC230 DC24
Sensitivity	(70%~110%)Us
Wiring diagram